

SENSURE  
**STAR**GATE  
SL-C

VISION INSPECTION SYSTEM FOR QUALITY CONTROL  
AND AUTOMATIC REJECTION OF NON-COMPLIANT PRODUCTS



quality

SINGLE-LINE AND COMPACT



SENSURE STARGATE SL-C is an innovative vision system that, thanks to the use of SENSURE SYNAPSE technology, allows you to perform the quality control of highly variable products and automatically reject non-compliant ones. SENSURE STARGATE SL-C also guarantees continuous monitoring of the process with data collection and analysis, providing a real-time display and dedicated reporting.

## SENSURE STARGATE SL-C

### QUALITY **CROSSES** A NEW DIMENSION

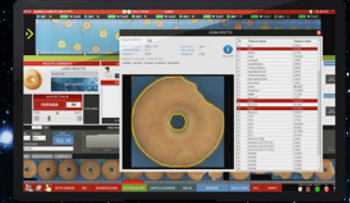
#### Main features

- **Solid and Durable** - Stainless-steel frame with infeed and outfeed conveyors.
- **Efficient electric control** - Stainless-steel cabinet with Integrated I/O Board and Processing Unit.
- **Artificial Intelligence and Self-Learning** - Fully compatible with the SENSURE SYNAPSE software suite.
- **Flexible configurations** - 2D from Top, 2D from Bottom, 3D, Thermal camera, and more (possibility of additions at later times).
- **Effective rejection** - Multiple options available for different needs (air nozzles, pusher, retractable belt, flipper, trap, etc.).
- **Intuitive interface** - 24" Touchscreen with SENSURE SYNAPSE Software and remote assistance.
- **Flexible and Portable** - Compact concept with easy integration in production lines and movable wheels for laboratories applications.
- **Effortless conveyor management** - Clean, inspectable, and low-maintenance design.
- **Line integration** - Line Sync with external input or manual regulation.
- **Easy maintenance** - Easy to clean and accessible design.
- **Certified Quality** - IP6X, dust proof, and food grade design with CE/UL/UKCA marks.
- **Improved cleanliness** - Scrapers to remove dirt and collect in dedicated drawers.
- **Lab-Friendly** - Option for weight, temperature, and humidity control integration.
- **Personalized Solutions** - Customization options available.

+ **SENSURE STARGATE SL-C CAN BE INSTALLED DIRECTLY IN-LINE** (E.G. BEFORE A HORIZONTAL WRAPPER MACHINE, ETC.), **OFF-LINE OR IN THE LABORATORY.**



go online



Intuitive interface

2D control from top and/or 3D

Efficient electric control


Rejection mechanism

Effortless conveyor management

Improved cleanliness

2D control from bottom


Flexible and portable



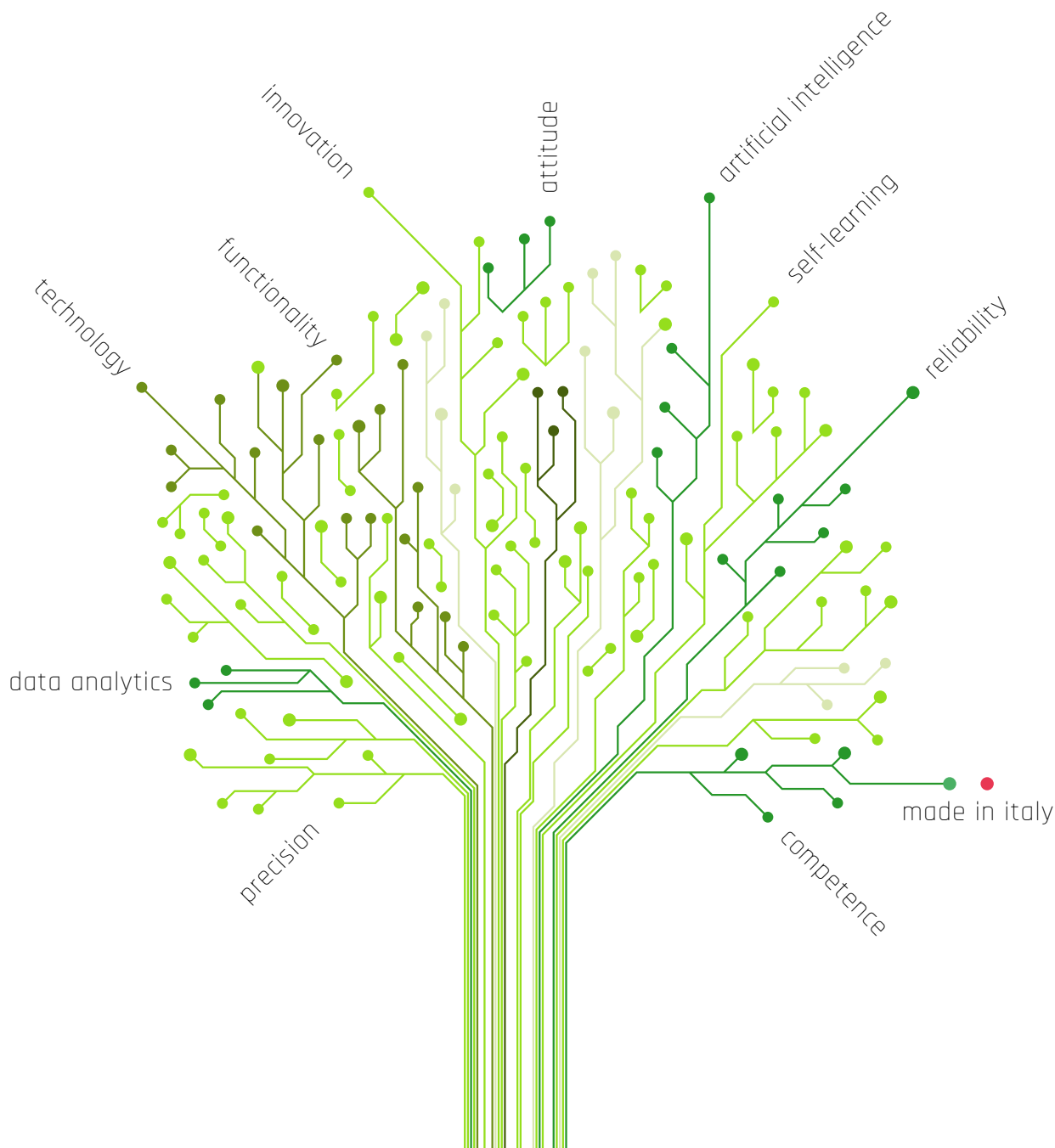
## TECHNICAL DATA



Conveyor width	up to 250 mm (10")
Speed	up to 60 m/min (200 ft/min)
Power consumption	< 6 kW
Weight	580 kg (1.250 lbs)
Compressed air supply	6 bar (110 psi)
Customized options available	



# NEVER STOP LEARNING



**SENsure srl**  
Via Portico, 55/b  
24050 Orio al Serio (BG) - Italy  
Tel. +39 035 319080 - info@sensure.it

■ [www.sensure.it](http://www.sensure.it)

Follow us

